













Medium Term Plan- EYFS– Spring 2


<div> <div> Enrichment: World Book Day Easter Egg Hunt / Parents and Families Easter Bonnet Making Workshop Chicks in school 'Happy Egg Company' Easter Show to parents Rev Dawn Easter Assembly Spring walk Country Park </div> <div>       </div> <div> Additional Picture Book Texts: Is there room for Baby Roo? The Little Red Hen The Little Yellow Chicken Something Wonderful The Very Hungry Caterpillar The Easter Story </div> </div>															
FHIS Value - Safety Learning Star: Independence BV- Individual Liberty															
Weeks	English/ Reading Spine	PHONICS	Writing Spelling WS: JC HH & G.Bag CM	CLL	Number/SSM MM	History NW / CM	Science NW / CM	Geography NW / CM	RE NW / CM	Computing GH	Art/DT GH	Music MM	P.E/gross motor	Fine motor/handwriting	PSHE/Values MM
	5 X weekly	5 X weekly	4 X weekly		X 4 weekly	X 2 weekly				X 1 weekly	X 1 weekly	X 1 weekly	X 2 Weekly		X 1 Weekly
	LITERACY/CL				MATHS						EAD		PD		
CP opportunities	Home corner Small world Reading corner plus Tonie box and characters Writing trolleys and clipboards Chalk board and whiteboards.				Small and large construction Sorting equipment Counting trays	Investigating and exploring- garden area, sand and water Tech station Tonie Box Listening centre/Cd player IWB- games and drawing					Creation station Stage Role- play Small world		Climbing bars Large construction Creation station Writing trolleys		All
Vocabulary	Read words with Special Friends and 4-sound words with Fred Talk Read 3 and 4 sound nonsense words with Fred Talk Emotions, Imagination, Five Senses				Heavir, lighter, taller, shorter, more than, gretaer than, shorte than. Addition, more, and subtraction, less, take away, minus Number bonds tPart whole Number patterns	History- King, queen, time, long ago, now, then, next, before, present, past, sequence. Day, Week, month, year, events, order. Who, where, why, how, when. Science- Animals including Humans Senses- touch, sight, hear, taste, smell Plants, life cycle, chicks, eggs, seed, shoot, leaves, roots, flower, bean, hatch, hen, Solids, liquids, melt, solidify, runny, firm. Forces , magnet, stick, poles, repels, materails recap, wood, plastic, wood, metal, plaper. Investigations/exploring/noticing/observing Geography- seasons, spring, summer, winter, autumn. Change Weather, sun, rain, cloud, snow, wind. Bodies of water, resevoir, stream, sea, pond, water cycle. Evaporation, precipitation, condensation, acumilation. R.E- mother, church, Christian, community, Easter, new beginning, new life, birth, change, growth. Computing- Algorithms, Collaboration, Persevering, Creating, Pattern, Logical reasoning, Tinkering , Abstraction maths					Tools, colours, paper, card, wool, fabric, thread, weave, pinch, push, pull, through, under, over, up, down, pattern.. Fix, join. Food tech-stirring, mixing, pouring and blending.- (jelly making) Our World - explore: animals, jungle, minibeasts, night and day, sand and water, seaside, seasons, weather, sea, space 1. Listen and Respond 2. Explore and Create - voices instruments share perform Art, Design .Colour Texture Creative Imagination, tools drawing, observation, detail, media.		Grip, three friends, pressure, down, bump, flick, up, push, pull. Scared, brave. Balance, wide, focus, still, creative, ball, roll, catch, throw, kick,		Growing, growth, change, similarity, diffence, older, younger, new, old, life cycle.
Week 1 26 th Feb-1 st March	Traditional Jack & The Bean Stalk 	End of Spring 1 Red Storybook	HH Cycle One JC Jack & The Jelly Bean 		Unit 11 week 7 number bonds to 10 [10 frame]	N/A	CM: Bean Life Cycle: Revisit Seasons / look at bean life cycle in preparation for planting beans later in the week. Rec: I can use the correct basic scientific vocabulary to describe parts of plants. I can explain a simple lifecycle, E.g., sunflower, or oak tree. I can talk about what plants need to survive and grow healthily.	N/A	N/A	How to use a digital camera to take a photo		FHIS Charnaga Our world	Real PE: L/O: Creative, Coordination ball skills, Counter balance.	Fine Motor Funky Fingers Letter formation & Pencil Control Letter formation & sentence Writing Write Stuff	Scarf growing and changing Seasons

							I can explain where some plants grow. ELG: I make close observations of plants in the natural world. I make comparisons and identify similarities and differences.								
	EP: Home Corner Jack & The Bean Stalk	Read words with Special Friends and 4- sound words with Fred Talk Read 3 and 4 sound nonsense words with Fred Talk	Red words- put, I, the, no, of,my, for, he				I understand through books and observations that plants change, and I explain a range of lifecycles. I understand how plants grow and change.						EP: Balance / PE Trolley / Ball skills / balance logs / obstacle course / different ways of moving tracks.	EP: cutting skills Pencils control, strength activities	
<p>Week 2 4th-8th March</p> <p>World Book Day 7.2.24 FHI West End Schools workshop 8.3.24</p>			HH Cycle Two JC Jack & The Jelly Bean		Unit 13 Exploring patterns	N/A	N/A	N/A	CM: Mother's Day: Re-visit other celebrations we have already looked at / Why is Mother's Day important to Christians / look at the costumes associated with Mother's Day. Rec: I can comment on images of familiar experiences that I have shared in my own life. ELG: I can comment on images of a wide range of celebrations such as Diwali, Easter, Christmas, and Chinese New Year. I can talk about the experiences that others have in celebrating their special times.	How to use an ipad to take a photo	Collage cards Mother's Day Cards DT / Science Making jelly links with states of Matter.	FHIS Charnaga Our world	Real PE: L/O: Creative, Coordination ball skills, Counter balance.	Fine Motor Funky Fingers Letter formation & Pencil Control Letter formation & sentence Writing Write Stuff	No outsiders Red rockets and rainbow jelly
		Read words with Special Friends and 4- sound words with Fred Talk Read 3 and 4 sound nonsense words with Fred Talk	Red words- put, I, the, no, of,my, for, he				EP: States of Matter children explore how jelly changes (linked with jelly making)						EP: Balance / PE Trolley / Ball skills / balance logs / obstacle course / different ways of moving tracks.	EP: cutting skills Pencils control, strength activities	
<p>Week 3 11th -15th March Cluster Meeting 2-4 Pm @ St James AF 13.2.24 Science Day FHI Easter Show 15.3.24 FHI RWI Development Day</p>	None Fiction Castle Book 		HH Cycle Three JC Jack & The Jelly Bean		Unit 13 Exploring patterns	NW: <u>Explore Kings and Queens where they live:</u> Re-visit key historical figures we have already looked at Guy Faulks where did he live? Which building where significant in his story / look at	N/A	N/A	Tuesday 12th March AFPS: Rev Lesley Easter Assembly Wednesday 13th March FHI: Rev Dawn Easter Assembly			FHIS Charnaga Our world	Real PE: L/O: Creative, Coordination ball skills, Counter balance.	Fine Motor Funky Fingers Letter formation & Pencil Control Letter formation & sentence Writing Stuff	Scarf growing and changing Life stages – plants, animals, humans

Public

FHI: 12.3.24 Grandparent SMART Day						some of the basic features of a castle / explore who lived in them can use books and accounts / Look at similarities and differences between castles and our homes / lives. Rec: I can make comparisons between historical figures or familiar objects or situations from the past using story books and information books. I can identify some similarities and some differences. ELG: I can use books and accounts to make comparisons between familiar objects, familiar situations and people from the past and the present. I understand the past through settings, characters and events encountered in books read in class and storytelling. UTW. P&P.ELG I know some similarities and differences between things in the past and now, drawing on my experiences and what has been read to me in class. UTW. P&P.ELG									
		Read words with Special Friends and 4- sound words with Fred Talk Read 3 and 4 sound nonsense words with Fred Talk	Red words- put, I, the, no, of,my, for, he				EP: Forces			Children to use ipads/cameras to take photos in setting or of their work			EP: Balance / PE Trolley / Ball skills / balance logs / obstacle course / different ways of moving tracks.	EP: cutting skills Pencils control, strength activities	
Weeks	English/ Reading Spine	PHONICS	Writing Spelling WS: HH	CLL	Number/SSM MM	History Naomi	Science Hannah	Geography MM	RE CM	Computing GH	Art/DT GH	Music	P.E/gross motor	Fine motor/handwriting	PSHE/Values
Week 4 18 th -22 nd March 20 th & 21 st March Chicks in school			Knowledge Grammar Bag x 5 CM (Castle Sentences Non-Fiction)		Unit 15 numbers to 20	N/A	NW: Chick Life Cycle: Re-visit bean life cycle what does a bean need to grow / new learning Chick Life Cycle / what does a chick need to stay healthy. Rec: I can use the correct basic scientific vocabulary to describe parts of animals. I can explain a simple lifecycle, E.g., butterfly, chicks, or frogs.	N/A	N/A	Review photos taken		FHIS Charnaga Our world	Real PE: L/O: Creative, Coordination ball skills, Counter balance.	Fine Motor Funky Fingers Letter formation & Pencil Control Letter formation & sentence Writing Write Stuff	Scarf growing and changing Life stages Who will I be ? Where do babies come from.

Public

							ELG: I understand how animals grow and change.								
		Read words with Special Friends and 4- sound words with Fred Talk Read 3 and 4 sound nonsense words with Fred Talk	Red words- put, I, the, no, of,my, for, he				EP: Den building making habitats						EP: Balance / PE Trolley / Ball skills / balance logs / obstacle course / different ways of moving tracks.	EP: cutting skills Pencils control, strength activities	
Week 5 25 th -28 th March (4 days)			Knowledge Grammar Bag X 2 CM Chick Sentences		Unit 15 numbers to 20	N/A	Science Focus looking at Seasonal Change: Spring Walk visit to country park Rec: I can talk about some natural features that I see and feel during different seasons, including different weather. I can talk about the clothes that I need for different seasons/ weather and why. I can name the four seasons. I can order the four seasons. I can describe about how the seasons can affect the natural world and how things grow. e.g. acorns and conkers are found in autumn and some trees have no leaves in winter. ELG: I notice and describe seasonal weather patterns. I can ask and answer 'how' and 'why' questions. I understand some important processes and changes in the natural world around them, including the seasons. UTW.TNW.ELG.	N/A	N/A	Revisit internet safety- how to stay safe using technology at school or at home		FHIS Charnaga Our world	Real PE: L/O: Creative, Coordination ball skills, Counter balance.	Fine Motor Funky Fingers Letter formation & Pencil Control Letter formation & sentence Writing Grammar Bag	Scarf growing and changing Me and my body
		Read words with Special Friends and 4- sound words with Fred Talk Read 3 and 4 sound nonsense words with Fred Talk	Red words- put, I, the, no, of,my, for, he										EP: Balance / PE Trolley / Ball skills / balance logs / obstacle course / different ways of moving tracks.	EP: cutting skills Pencils control, strength activities	